

Self-Registration Process for Parents:

Learner Profile: There are two parts to the new Learner Profile; one part is the actual paper copy that will be sent home by the school at report card time. This document will include a non-academic section called the Characteristics of a Successful Learner and an academic section to show how your child is doing in each subject and focus area (subject unit or topic). The second part is a parent portal where you can access online information, at any time, to see a more in-depth view of how your child is doing on the specific curriculum outcomes. In order to enter this online area the school requires an email address from you (if they do not already have one).

Go to your school's website and click on Elementary Report Cards and then select the StudentsAchieve logo or go directly to <http://sa.myghsd.ca>



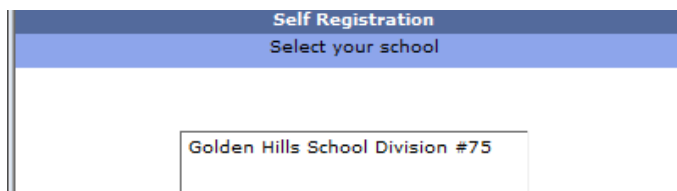
Click on the parent section.



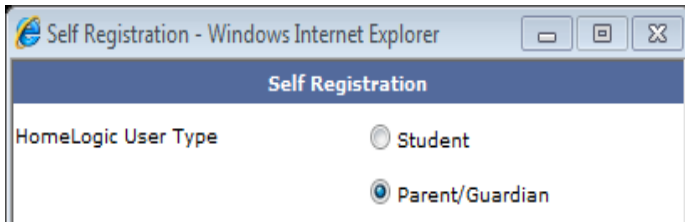
1) Click on "New User?"



2) Choose "Golden Hills School Division #75" and then Next



3) Choose "Parent/Guardian" and Next.



Self Registration - Windows Internet Explorer

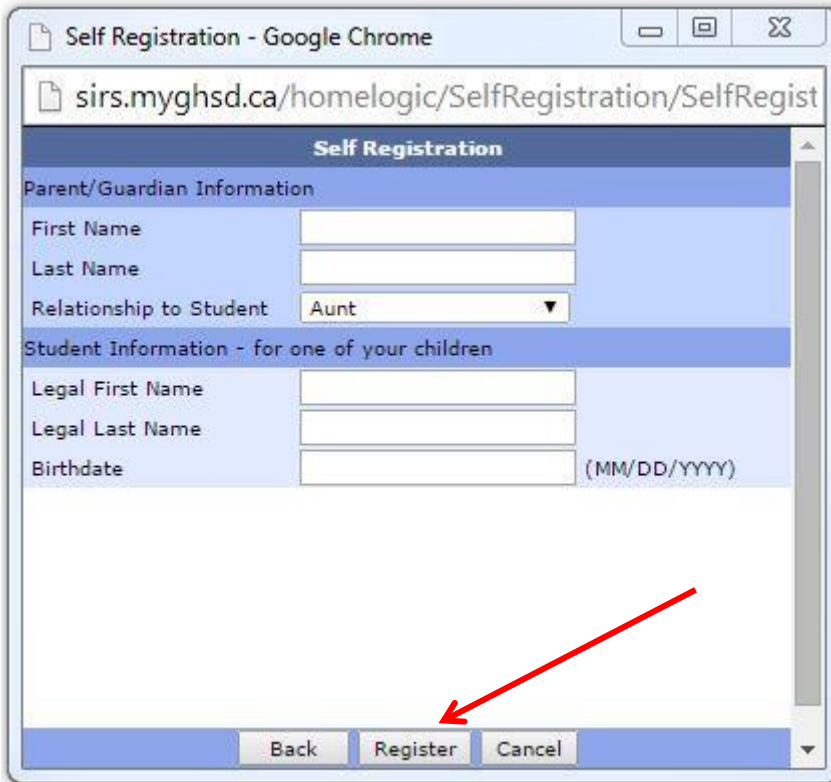
Self Registration

HomeLogic User Type

Student

Parent/Guardian

4) Fill in Registration –Then choose "Register"



Self Registration - Google Chrome

sirs.myghsd.ca/homelogic/SelfRegistration/SelfRegist

Self Registration

Parent/Guardian Information

First Name

Last Name

Relationship to Student

Student Information - for one of your children

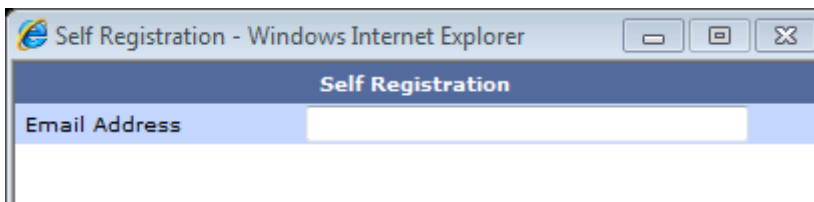
Legal First Name

Legal Last Name

Birthdate (MM/DD/YYYY)

Back Register Cancel

5) Your Email Address will appear in the field and choose the "register" button



Self Registration - Windows Internet Explorer

Self Registration

Email Address

6) Your Username and password will be sent to your email address.